



REHASENSE





REHASENSE

"Our goal is to improve people's mobility, independence and quality of life and provide them with a brighter future. That is what Rehasense stands for."

Roger Dutton
CEO Rehasense Group

ABOUT REHASENSE	6
ROLLATORS	8
- Guarantee.....	11
- The Rehasense Principle.....	12
SERVER Family	14
- SERVER..... The elegant classic.....	14
- SERVER HD..... Max. load capacity 200 kg.....	16
- SERVER CF / ATHLON SL..... The ultra-light carbon.....	18
- SERVER CF HD / ATHLON HD..... The ultra-light carbon, max. load capacity 200 kg.....	20
- SERVER XC / EXPLORER..... The outdoor rollator.....	22
- SERVER W / NAVIGATOR..... The indoor forearm walker.....	24
- NAVIGATOR AIR..... The outdoor forearm walker.....	26
SPACE Family	28
- SPACE LX..... The aluminium lightweight.....	28
- SPACE CF..... The elegant carbon rollator.....	30
- SPACE I / PIXEL..... The agile one for the home.....	32
BASE LINE	34
- STYLUS..... The base rollator.....	34

ROLLATOR ACCESSORIES	36
- Best seller selection.....	38
- Accessories.....	40
- Size recommendations.....	46
RAMPS	48
- PONDUS..... Customizable ramp system.....	50
- BROADBAND..... Robust lightweight ramps.....	52
- DOORSTEP..... Made of high tensile aluminium.....	56
WHEELCHAIRS	58
- ICON 30 FAF..... For outdoor activities.....	60
- ICON 35..... The transport wheelchairs Lx and Bx.....	62
- ICON 60..... The active wheelchair.....	64
- ICON 125..... The comfort wheelchair.....	66
POWER AND MANUAL ADD-ON SOLUTIONS	68
- PAWS..... Power Assisted Wheelchair Systems.....	70
- ECO ASSIST..... Empower Your mobility.....	72
- TRACK WHEEL..... Outdoor front wheel for wheelchairs.....	74



ABOUT REHASENSE

Rehasense is a global healthcare company with a comprehensive portfolio of mobility and care solutions. We aim to enable mobile freedom and independence for our customers, supporting them in their family, social and professional lives.

We achieve this by thinking outside the box when developing future mobility solutions and by constantly improving our products and our know-how.

The dynamics in the company are characterised by an agile corporate structure and mutual respect. We would like to take this opportunity to thank our customers for their trust in the Rehasense brand and its products.

TOP TECH EXPERTS

The interdisciplinary Rehasense team is made up of specialists in engineering, product design and the luxury goods industry with decades of professional experience. Rehasense specialises in innovative quality products for the rehabilitation market with focus on safety, compliance, design, and functionality. The product range includes mobility aids such as rollators, power add-ons, wheelchairs as well as care beds, transfer aids and ramps. All products are manufactured in accordance with QMS, which is certified based on ISO 9001 and ISO 13485 international standards and meet local regulatory requirements (e.g., MDR).



ROLLATORS

FIND YOUR MOBILE
COMPANION AND ENJOY
EVERYDAY



THE GUARANTEE

The Rehasense product portfolio includes stylish, high-quality rollators which have been designed to enable users of all ages to enjoy an independent and active lifestyle.

Buy a premium rollator from our SPACE family and benefit from a 7-year guarantee.

The guarantee for our classic range, the SERVER family and the BASE LINE, is 2 years.

This is valid from the date of purchase and is conditional on correct use.


Rollator wheels are considered as subject to natural wear and tear. Our wheels are covered by a two-year warranty.

Damage caused by incorrect use or accidents is not covered by the warranty.

Please refer to the User's Manual and consult with the local dealer for more details.

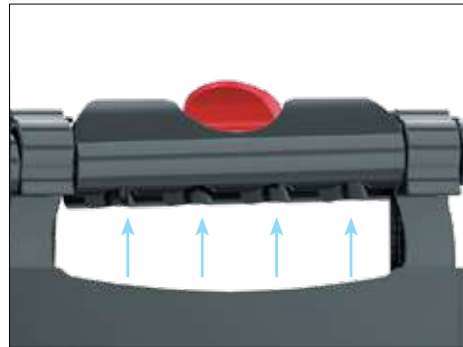
Roger Dutton
CEO Rehasense Group

REHASENSE DESIGN PRINCIPLES:



PROVEN AND SECURE
**"CLICK & SAFE"
LOCKING SYSTEM**
WITH THE RED CATCH

PATENT 



COMFORT
CARRYING HANDLE
ERGONOMICALLY DESIGNED GRIPS FOR LIFTING
AND CARRYING



PRACTICAL
SHOPPING BAG
EASY TO REMOVE AND CLIP BACK ON,
WITH CARRY HANDLES

SAFETY - COMFORT - FUNCTIONALITY

COMFORTABLE
ERGONOMICALLY SHAPED GRIPS
WHEN WALKING: COMFORTABLE ON THE HANDS
WHEN SITTING: CONVENIENT FOR RESTING FOREARMS ON



SAFE AND QUICK
BRAKE LEVER AND BRAKES
FEATHERLIGHT BRAKE OPERATION TO SLOW DOWN OR STOP



YOU CHOOSE
TPE OR SOFT TYRES
WITH CLASSIC TPE OR SHOCK-ABSORBENT
SOFT TYRES



SERVER

THE ELEGANT CLASSIC



THE BESTSELLER

The SERVER is the classic aluminium lightweight rollator. The timeless elegant frame is inspired by the purist style of Danish Design. Thanks to the unique profile, the rollator can be easily kept clean and maintained. The ergonomic handle grips under the "Click & Safe" safety catch allow secure lifting, carrying and transporting of the rollator.

The SERVER is also available as the SERVER HD.

FEATURES AT A GLANCE

- Large shopping bag for carrying up to 5 kg
- User friendly and easily adjustable handle height
- Unique carrying handle: ergonomic handle grips under the mounting bars for lifting and carrying the rollator
- All-round safety reflectors available for shopping bag, frame and handles
- Large selection of accessories such as backrest straps, bags, tray, one-handed brake operation, slowdown brake, rollator umbrella

ACCESSORIES

- Backrest strap Classic: 8 cm wide, lengths: 71, 76, 81 cm
- Shopping bags with magnetic or zip closing
- Tray with anti-slip mat
- LED lights in white or red
- Blue or red bell
- Comfort seat
- One hand brake kit
- Slow down brake kit
- Transportation bag
- Additional items available

TECHNICAL DETAILS

Weight	Max. load capacity	Seat height	Seat width	Width folded	Total width	Distance between handles	Handle height from small to large:
Large 7.0 kg	up to 150 kg	Large 62 cm	46 cm	23 cm	61 cm	47 cm	74-102 cm
Medium 6.8 kg excl. shopping bag 340 grams		Medium 55 cm					66-86 cm

SIZES & COLOURS

Large: Sober Grey, Wine Red, White
Medium: Sober Grey, Wine Red



Durable TPE wheels



TPE

Shock absorbing PUR soft wheels



SOFT

Backrest and crutch holder included as standard



Practical shopping bag with carry handles. Reflectors provide additional safety



The innovative "Click & Safe" safety catch enables safe folding/transport and prevents the rollator from opening by itself

PATENT



SERVER HD

MAX. LOAD CAPACITY 200 KG

up to
200
KG



THE XL-BESTSELLER

The SERVER HD was specially designed for users requiring a larger model. The rollator combines puristic design and clever ergonomic functions providing safety and comfort to users when driving, carrying or transporting the rollator. The SERVER HD is available with popular TPE wheels or shock-absorbing soft wheels.

FEATURES AT A GLANCE

- Large shopping bag for carrying up to 5 kg
- User friendly and easily adjustable handle height
- Patented, red, "Click & Safe" safety catch
- Unique carrying handle: ergonomic handle grips under the mounting bars for lifting and carrying the rollator
- All-round safety reflectors available for shopping bag, frame and handles
- Large selection of accessories such as backrest straps, bags, tray, one-handed brake operation, slowdown brake and rollator umbrella

ACCESSORIES

- Backrest strap Classic: 8 cm wide, lengths: 86, 91 cm
- Shopping bags with magnetic or zip closing
- Tray with anti-slip mat
- LED lights in white or red
- Blue or red bell
- Comfort seat
- One hand brake kit
- Slow down brake kit
- Additional items available

TECHNICAL DETAILS

Weight:	Max. load capacity	Seat height	Seat width	Width folded	Total width	Distance between handles	Handle heights from medium to large
Large 7.9 kg	up to 200 kg	Large 62 cm	55 cm	23 cm	69 cm	56 cm	Large 74-102 cm
Medium 7.6 kg excl. shopping bag 400 grams		Medium 55 cm					Medium 66-86 cm

SIZES & COLOURS

Large: Sober Grey
Medium: Sober Grey

Durable TPE wheels



TPE

Shock absorbing PUR soft wheels



SOFT

Backrest and crutch holder included as standard



Practical shopping bag with carry handles. Reflectors provide additional safety



The innovative "Click & Safe" safety catch enables safe folding/transport and prevents the rollator from opening by itself

PATENT



SERVER CF/ ATHLON SL

THE ULTRA-LIGHT CARBON

"Thanks to the Server CF, I now look forward to going for a walk with confidence. Shops are no longer a challenge which is fantastic".

Elle from Hannover



THE PREMIUM CARBON ROLLATOR

The SERVER CF is unique in its class. It is considered one of the safest, most stable and lightest carbon fibre rollators on the market. The timeless and stylish frame is inspired by the puristic style of Danish Design. Uniquely combining design and engineering excellence. Whether you are in the city or at the park – the SERVER CF is a reliable mobile companion for everyday life.

FEATURES AT A GLANCE

- Large shopping bag for carrying up to 5 kg
- Ergonomic handles with locking function
- User friendly and easily adjustable handle height
- Patented, red, "Click & Safe" safety catch
- Ingenious carrying handle: ergonomic handle grips under the mounting bars for lifting and carrying the rollator
- All-round safety reflectors available for shopping bag, frame and handles
- Large selection of accessories such as backrest straps, bags, tray, one-handed brake operation, slowdown brake and rollator umbrella

ACCESSORIES

- Backrest strap Classic: 8 cm wide, lengths: 71, 76, 81 cm
- Shopping bags with magnetic or zip closing
- Tray with anti-slip mat
- LED lights in white or red
- Blue or red bell
- Comfort seat
- One hand brake kit
- Slow down brake kit
- Transportation bag
- Additional items available

TECHNICAL DETAILS

Weight	Max. load capacity	Seat height	Seat width	Width folded	Total width	Distance between handles	Handle heights from medium to large
Large 5.2 kg	up to 150 kg	Large 62 cm	46 cm	23 cm	61 cm	47 cm	Large 74 - 102 cm
Medium 5.1 kg excl. shopping bag 340 grams		Medium 55 cm					Medium 66 - 86 cm

SIZES & COLOURS

Large: Carbon Black, Racing Red, Yacht White, Matt Grey

Medium: Carbon Black, Racing Red



Durable
TPE wheels



TPE

Shock
absorbing
PUR soft
wheels



SOFT

Backrest and
crutch holder
included
as standard



Practical shopping
bag with carry
handles. Reflectors
provide additional
safety



The innovative "Click & Safe" safety
catch enables safe
folding/transport and prevents
the rollator from opening
by itself

PATENT



SERVER CF HD/ ATHLON HD

MAX. LOAD CAPACITY 200 KG

"I am absolutely delighted with my SERVER CF HD carbon rollator. It is so reliable, lightweight and easy to manoeuvre that I can not imagine being without it - I even took it on a recent holiday to Egypt"

Sibylle from Bremen



THE PREMIUM CARBON ROLLATOR

Based on the best-selling carbon ATHLON SL, the SERVER CF HD is equipped with a double cross brace and has a maximum user capacity of 200kg. It is considered one of the safest, most stable and lightest carbon rollators on the market. Inspired by Danish design, the end result is a rollator that combines style and elegance.

FEATURES AT A GLANCE

- Large shopping bag for carrying up to 5 kg
- Ergonomic handles with locking function
- User friendly and easily adjustable handle height
- Patented, red safety catch "Click & Safe"
- Ingenious carrying handle: ergonomic handle grips under the mounting bars for lifting and carrying the rollator
- All-round safety reflectors for: bags, frame, handles
- Large selection of accessories such as backrest straps, bags, tray, one-handed brake operation, slowdown brake, rollator umbrella

ACCESSORIES

- Backrest strap Classic: 8 cm wide, lengths: 86, 91 cm
- Shopping bags with magnetic or zip closing
- Tray with anti-slip mat
- LED lights in white or red
- Blue or red bell
- Comfort seat
- One hand brake kit
- Slow down brake kit
- Additional items available

TECHNICAL DETAILS

Weight	Max. load capacity	Seat height	Seat width	Width folded	Total width	Distance between handles	Handle height
Large 5.8 kg excl. shopping bag 400 grams	up to 200 kg	Large 62 cm	55 cm	23 cm	69 cm	56 cm	74-102 cm

SIZES & COLOURS

Large: Carbon Black



Durable
TPE wheels



TPE

Shock
absorbing
PUR soft
wheels



SOFT

Backrest and
crutch holder
included
as standard



Practical shopping
bag with carry
handles. Reflectors
provide additional
safety



The innovative "Click & Safe" safety
catch enables safe
folding/transport and prevents
the rollator from opening
by itself

PATENT



SERVER XC/ EXPLORER

THE OUTDOOR ROLLATOR

"My mother attends sport rehabilitation classes and loves spending time out in the fresh air so when I discovered the Explorer rollator I knew it would be perfect. She loves it and the independence she now has".

Nils from Bremen



Large front wheels to help travel over uneven terrain

Shock absorbing PUR soft wheels



SOFT

Maximum smoothness due to long wheelbase



Backrest and crutch holder included as standard



MADE FOR OUTDOOR TERRAIN

The SERVER XC is the SUV among rollators: this sporty model with many clever details was designed and manufactured especially for outdoor use. The flexi frame provides additional flexibility in rough terrain and makes the SERVER XC the perfect companion for your next outdoor adventure.

FEATURES AT A GLANCE

- Large shopping bag for carrying up to 5 kg
- Ergonomic handles with locking function
- User friendly and easily adjustable handle height
- Patented, red, "Click & Safe" safety catch
- Ingenious carrying handle: ergonomic handle grips under the mounting bars for lifting and carrying the rollator
- All-round safety reflectors available for shopping bag, front and side of frame and handles
- Large selection of accessories such as backrest straps, bags, comfort seat, rollator umbrella

ACCESSORIES

- Backrest strap Classic: 8 cm wide, lengths: 86, 91 cm
- Shopping bags with magnetic or zip closing
- Tray with anti-slip mat
- LED lights in white or red
- Blue or red bell
- Comfort seat
- One hand brake kit
- Slow down brake kit
- Additional items available

TECHNICAL DETAILS

Weight	Max. load capacity	Seat height	Seat width	Front wheel diameter	Rear wheel diameter	Width folded	Total width	Distance between handles	Handle heights from medium to large
Large 9.2 kg	up to 200 kg	Large 62 cm	53 cm	285 x 45 mm	235 x 45 mm	25 cm	70 cm	55 cm	Large 91-112cm
Medium 9.0 kg excl. shopping bag 420 grams		Medium 53 cm							Medium 78-90cm

SIZES & COLOURS

Large: Black
Medium: Black



Practical shopping bag with carry handles. Reflectors provide additional safety



The innovative "Click & Safe" safety catch enables safe folding/transport and prevents the rollator from opening by itself

PATENT



SERVER W/ NAVIGATOR

THE INDOOR FOREARM
WALKER

**BEST
SELLER**



THE SPECIALIST INDOOR ROLLATOR

The SERVER W was developed especially for users with arthritis and/or limited function of the arms and hands. The rollator has forearm supports that provide optimal comfort. Adjustable handles, a clever carrying function and practical accessories make this rollator a superb indoor companion.

FEATURES AT A GLANCE

- Large shopping bag for carrying up to 5 kg
- User-friendly and easily adjustable handle height
- Forearm supports with horizontal handle angle adjustment
- Handbrake with locking function, reliable and easy to use
- Patented safety catch "Click & Safe"
- Stand-alone feature
- Safety reflectors on bag and frame

ACCESSORIES

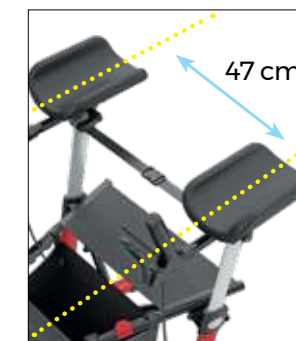
- Crutch holder
Item no. ACR01012N
- Net bag with zip
Item no. ACR0100A
- Slowdown brake
Item no. ACR01024S
- One-handed brake
Item no. ACR01001N
- Holder for infusion stand
Item no. ROL54Y-RS
- Infusion stand
Item no. ACR01002

TECHNICAL DETAILS

Weight	Max. load capacity	Seat width	Overall width folded	Total width	Distance between forearm supports	Height-adjustable forearm supports	Wheel diameter (TPE/SOFT)
Large 9.9 kg	up to 150 kg	46 cm	28 cm	63 cm	30 cm	Large 90-115 cm	TPE: 200 x 35 mm SOFT: 200 x 37 mm
Medium 9.2 kg excl. shopping bag 340 grams						Medium 75-98 cm	

SIZES & COLOURS

Large: Sober Grey, Wine Red
Medium: Wine Red



Durable TPE wheels



TPE

Shock absorbing PUR soft wheels



SOFT

One hand brake available as accessory



Arthritic crutch holder available as an additional accessory



Slow down brake to adjust the rollator to the walking speed of the user. Also available for SERVER, SERVER HD, SERVER CF, SERVER CF HD



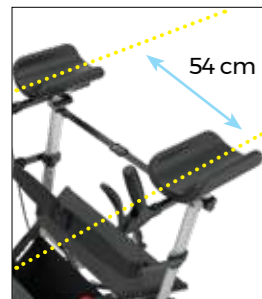
The innovative "Click & Safe" safety catch enables safe folding/transport and prevents the rollator from opening by itself

PATENT



NAVIGATOR AIR

THE OUTDOOR FOREARM WALKER




Tested according to ISO 11199-3:2008

Shock absorbing PUR soft wheels



SOFT



Longer wheelbase

MADE FOR ADVENTURES

The NAVIGATOR AIR was developed for outdoor use. The sporty and stylish rollator has rotatable and comfortable forearm supports, which can be adjusted 0°/22.5°/45° inwards for maximum comfort. The clever carrying function, shock-absorbing wheels and practical accessories make the NAVIGATOR AIR a reliable companion during outdoor walks.

FEATURES AT A GLANCE

- Large shopping bag for carrying up to 5 kg
- Large front wheels for easily overcoming obstacles
- Longer wheelbase for a smoother journey and enjoyment while walking
- User friendly and easily adjustable handle height
- Specially designed, built-in, one-size-fits-all safety backstrap
- Handbrake with locking function, reliable and easy to use
- Patented safety catch "Click & Safe"
- Self-standing feature
- Safety reflectors on bag and frame

ACCESSORIES

- Crutch holder
Item no. ACR01012N
- Net bag with zip
Item no. ACR0100EL
- Slowdown brake
Item no. ACR01025E
- Holder for infusion stand
Item no. ROL54Y-RS
- Infusion stand
Item no. ACR01002
- Comfort seat
Item no. ACR01021E
- Umbrella
Item no. ACR01014
- Umbrella clip
Item no. ROL54Y-RS

TECHNICAL DETAILS

Weight	Max. load capacity	Seat width	Front wheel diameter	Rear wheel diameter	Overall width folded	Total width	Distance between forearm supports	Height -adjustable forearm supports	NAVIGATOR AIR is certified to ISO 11199-3
Large 12 kg excl. shopping bag 420 grams	up to 200 kg	56 cm	285 x 45 mm	235 x 45 mm	28 cm	71 cm	40 cm	Large 87-110 cm	2008

SIZES & COLOURS

Large: Champagne



Slow down brake to adjust the rollator to walking pace of the user. Also suitable for: SERVER XC



The innovative "Click & Safe" safety catch enables safe folding/transport and prevents the rollator from opening by itself

PATENT



SPACE LX

THE ALUMINIUM LIGHTWEIGHT ROLLATOR



BEST SELLER



THE BESTSELLER

The SPACE LX rollator combines intuitive design, smooth lines and high-strength alloy materials. Maximum user weight of 150 kg. The lightweight design makes it easy to walk, lift and turn – indoors and outside. Backrest and crutch holder included. Available in medium or large and a choice of 3 colours

FEATURES AT A GLANCE

- Large shopping bag for carrying up to 5 kg
- Ergonomic handles with locking function
- Handle height extremely convenient and easy to adjust
- Patented, red, "Click & Safe" safety catch
- Ingenious carrying handle: ergonomic handle grips under the mounting bars for lifting and carrying the rollator
- All-round safety reflectors available for shopping bag, frame and handles
- Edge guard and step pedal for added ease of use

ACCESSORIES

- Backrest strap Classic: 8 cm wide, lengths: 71, 76, 81 cm
- Shopping bags with magnetic or zip closing
- Tray with anti-slip mat
- LED lights in white or red
- Blue or red bell
- Slow down brake kit: ACR01041
- Comfort seat
Medium : ACR01044M
Large : ACR01044
- One hand brake kit
Medium : ACR01001U
Large: ACR01001T
- Additional items available

TECHNICAL DETAILS

Weight:	Max. load capacity	Seat height	Seat width	Width folded	Total width	Distance between handles	Handle heights
Large 5.8 kg + basket 330 g	up to 150 kg	Large 62 cm	46 cm	Large 22 cm	Large 62 cm	56 cm	Large 80-102 cm
Medium 5,7 kg + basket 330 g		Medium 55 cm		Medium 22 cm	Medium 62 cm		Medium 72-85 cm

SIZES & COLOURS

Large: Sober Grey, Champagne Gold, Electric Blue
Medium: Sober Grey, Champagne Gold, Electric Blue



Durable TPE wheels



TPE

Shock absorbing PUR soft wheels



SOFT

Backrest and crutch holder included as standard



Practical shopping bag with carry handles. Reflectors provide additional safety



The innovative "Click & Safe" safety catch enables safe folding/transport and prevents the rollator from opening by itself

PATENT



SPACE CF

THE ELEGANT CARBON ROLLATOR

only
4,9 KG



THE PREMIUM CLASS

Following the Rehasense Design principles of Safety, Comfort, Functionality, our R&D team have been pioneers in the manufacture of carbon fibre rollators and produce the lightest carbon fibre rollators currently available. The stylish frame of the SPACE CF is inspired by the puristic style of Danish Design. Increased user comfort is provided by the intelligent handle height adjustment.

FEATURES AT A GLANCE

- Large shopping bag for carrying up to 5 kg
- Ergonomic handles with locking function
- User friendly and easily adjustable handle height
- Patented, red, "Click & Safe" safety catch
- Ingenious carrying handle: ergonomic handle grips under the mounting bars for lifting and carrying the rollator
- All-round safety reflectors available for shopping bag, frame and handles
- Large selection of accessories such as backrest straps, bags, tray, one-handed brake operation, slowdown brake and rollator umbrella

ACCESSORIES

- Backrest strap Classic: 8 cm wide, lengths: 71, 76, 81 cm
- Shopping bags with magnetic or zip closing
- Tray with anti-slip mat
- LED lights in white or red
- Blue or red bell
- Slow down brake kit: ACR01041
- Comfort seat
Medium : ACR01044M
Large : ACR01044
- One hand brake kit
Medium : ACR01001U
Large: ACR01001T
- Additional items available

TECHNICAL DETAILS

Weight	Max. load capacity	Seat height	Seat width	Width folded	Total width	Distance between handles	Handle height from small to large:
Large 5.3 kg + basket 330 g	up to 150 kg	Large 62 cm	46 cm	23 cm	61 cm	47 cm	Large 74-102cm
Medium 4.9 kg + basket 330 g	up to 150 kg	Medium 55 cm	46 cm	23 cm	61 cm	47 cm	Medium 66-86cm

SIZES & COLOURS

Large: Carbon
Medium: Carbon



Durable TPE wheels



TPE

Shock absorbing PUR soft wheels



SOFT

Backrest and crutch holder included as standard



Practical shopping bag with carry handles. Reflectors provide additional safety



The innovative "Click & Safe" safety catch enables safe folding/transport and prevents the rollator from opening by itself

PATENT



SPACE I/ PIXEL

THE AGILE ONE FOR THE HOME

"The peace of mind my father and I had since my mother received her SPACE I is priceless. After recent knee surgery she has had trouble getting around the house independently but not any more thanks to the SPACE I".

Manuel from Berlin



THE COMPANION AT HOME

The SPACE I was designed especially for indoor use. The stylish rollator with the patented "Click & Safe" safety catch has a large tray and can also be used as a practical side table if required. The shock-absorbent soft wheels and the innovative flexi frame make it easy to overcome small obstacles such as door thresholds. The stylish companion for home is available in three stunning designs.

FEATURES AT A GLANCE

- Large, dishwasher-safe tray
- Handy net bag for mobile phone, glasses, cosmetics, medicines and remote control etc.
- Removable fabric bag
- Soft and comfortable handle grip
- Safety brake control bar with wide handle
- User friendly and easily adjustable handle height (86-97 cm)
- Use as a side table: design allows it to slide easily under or over the bed, couch etc.
- Integrated wheel fork prevent the PIXEL getting stuck and scratching furniture

ACCESSORIES

- Crutch Holder
Item no. ACR01012P
- Anti-slip mat
Item no. ACR01037
- Net bag with zip
Item no. ACR01032

TECHNICAL DETAILS

Weight inc. tray and bags	Max. load capacity	Tray dimensions	Tray height	Handle heights	Overall length	Overall width	Dimensions folded
5.2 kg	up to 110 kg	33 x 43 cm	71 cm	86-97 cm	64 cm	54 cm	91 x 54 x 27 cm



Undo "Click & Safe"!




Pull the bag forwards!



Fold the Flexi frame

SIZES & COLOURS

Standard size: Toffee & Brown, Black & White, Champagne & Black
Tray colour: Smokey Brown only



tray

Shock absorbing PUR soft wheels



SOFT

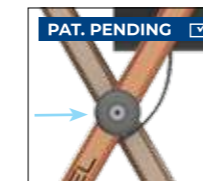


27 cm



54 cm

Only 54 cm wide! Ideal also for small rooms and narrow doors



Integrated lock mechanism in the hinge



Safety brake control bar with wide handle



Innovative "Click & Safe" safety catch



STYLUS

THE BASE ROLLATOR



THE EVERYDAY ROLLATOR

The STYLUS is a lightweight rollator made from aluminium. The baseline range of rollators offers a cost-effective rollator solution. These products are perfect for someone who may be looking to purchase entry-level mobility aids.

FEATURES AT A GLANCE

- Lightweight aluminium construction, loadable up to 150 kg
- 6.5 kg incl. back strap & crutch holder
- "Smart Turn": holder for crutches rotates when folded
- Bracket to secure the rollator in folding mode
- Ergonomic hand grips
- Hand brakes with parking function (soft and easy to activate)
- Small turning circle of 85 cm
- Shopping bag can carry up to 5 kg
- Reflectors on bag, frame and handles
- Incl. edge guard and step pedal
- Equipped with TPE wheels

TECHNICAL DATA

Size	Weight	Max. load capacity	Seat height	Seat width	Width folded	Total width	Turning radius	Recommended body height	Wheel diameter	Folding dimensions
Large	6.5 kg	bis 150 kg	60 cm	44 cm	21 cm	60 cm	85 cm	150-200 cm	200x35 mm	(L/B/H): 67x21x81 cm

SIZES & COLOURS

Large: Champagne, Fresh Red



Durable TPE wheels



TPE



Backrest



Crutch holder



Smart turn



Bracket





ACCESSORIES

EQUIP YOUR ROLLATOR
WITH PRACTICAL ACCESSORIES

SMALL SELECTION OF ROLLATOR ACCESSORIES:



With zip or without
NET BAGS
 For life's essential items



Practical
TRAY
 For drinks and food



Open/ Magnet/ Zipper
SHOPPING BAGS
LUGGAGE BAG
 For the big shop
 For more shopping space



Luggage Bag

Shopping Bag

Practical
UMBRELLA WITH VERSATILE ARM
 Simply close the umbrella,
 fold it up and continue on your way.



Standard/ Adjustable
ADJUSTABLE BACKSTRAP
 Made of lined canvas, for a soft
 and comfortable finish.



Blue and red
BELLS

White and red
LED LIGHTS
 Tip: white front
 light, red rear



Shopping bag classic



- open
- 4 small compartments
- 1 large inner compartment with zipper for important items

SIZE	ROLLATOR	ITEM No.
L/ M	SERVER, SERVER CF, SERVER W, SPACE LX, SPACE CF	ROL1AA-RS
S	SERVER, SERVER CF, SPACE LX, SPACE CF	ROLSAA-RS
L	SERVER HD, SERVER CF HD	ROL3AA-RS
M	SERVER HD, SERVER CF HD	ROL3AAM-RS
L	SERVER XC, NAVIGATOR AIR	ROL5AA-RS
M	SERVER XC	ROL5AAM-RS

Shopping bag with zipper



- closed
- water repellent
- 1 large inner compartment with zipper for important items

L/ M	SERVER, SERVER CF, SERVER W, SPACE LX, SPACE CF	ACR01028
S	SERVER, SERVER CF, SPACE LX, SPACE CF	ACR01029
L	SERVER HD, SERVER CF HD	ACR01030
M	SERVER HD, SERVER CF HD	ACR01039
L	SERVER XC, NAVIGATOR AIR	ACR01031
M	SERVER XC	ACR01038

Shopping bag with magnet



- closed
- water repellent
- 1 large inner compartment with zipper for important items

L/ M	SERVER, SERVER CFL, SERVER W, SPACE LX, SPACE CF	ACR01028C
S	SERVER, SERVER CF, SPACE LX, SPACE CF	ACR01029C
L	SERVER HD, SERVER CF HD	ACR01030C
M	SERVER HD, SERVER CF HD	ACR01039C
L	SERVER XC, NAVIGATOR AIR	ACR01031C
M	SERVER XC	ACR01038C

How do I find my desired article? You need the size and the name of your rollator. Example of a classic bag: Size L, SERVER has the article number ROL1AA-RS

Net bag open



- unzipped
- for storing between the rollator handles

ROLLATOR	ITEM No.
SERVER, SERVER CF, SPACE LX, SPACE CF	ROL5BQ-RS
SERVER HD, SERVER CF HD, SERVER XC, NAVIGATOR AIR	ROL558-RS
SERVER W	ROL5BP-RS
SPACE I	ROL5BN-RS

Net bag with zipper



- closed
- for storing between the rollator handles

SERVER, SERVER CF, SPACE LX, SPACE CF	ACR01034
SERVER HD, SERVER CF HD, SERVER XC, NAVIGATOR AIR	ACR01035
SERVER W	ACR01033
SPACE I	ACR01032

Luggage bag with zipper



- closed
- for hooking in under the rollator seat net

SERVER, SERVER CF, SPACE LX, SPACE CF	ROL7AA-RS
SERVER HD, SERVER CF HD, SERVER XC, SERVER W	ROL6AA-RS

Classic backrest 8 cm wide



- 71 cm long
- 76 cm long
- 81 cm long
- 86 cm long
- 91 cm long

ROLLATOR	ITEM No.
SERVER, SERVER CF, SPACE LX, SPACE CF	ACR01009M
SERVER, SERVER CF, SPACE LX, SPACE CF	ACR01009L
SERVER, SERVER CF	ACR00810
SERVER HD, SERVER CF HD, SERVER XC	ACR01009XL
SERVER HD, SERVER CF HD, SERVER XC	ACR00910

Comfort backrest 20 cm wide



- 71 cm long
- 76 cm long
- 81 cm long
- 86 cm long
- 91 cm long

SERVER, SERVER CF, SPACE LX, SPACE CF	ACR01009CM
SERVER, SERVER CF, SPACE LX, SPACE CF	ACR01009CL
SERVER, SERVER CF, SPACE LX, SPACE CF	ACR00810C
SERVER HD, SERVER CF HD, SERVER XC	ACR01009CX
SERVER HD, SERVER CF HD, SERVER XC	ACR00910C

Adjustable backrest 8 cm wide



- 70-75 cm long

SERVER, SERVER CF, SPACE LX, SPACE CF	ACR01009A
---------------------------------------	-----------

Slow down brake kit



SERVER, SERVER CF, SERVER HD, SERVER W, SERVER XC, NAVIGATOR AIR	ACR01025
SPACE LX, SPACE CF	ACR01041

Tip: Ask your specialist dealer for advice on which back belt suits your needs.

Tray



- inclusive anti-slip mat

SIZE	ROLLATOR	ITEM No.
	SERVER, SERVER CF, SERVER W	ACR0100A
	SERVER HD, SERVER CF HD	ACR0100H
L	SERVER XC, NAVIGATOR AIR	ACR0100EL
M	SERVER XC	ACR0100EM
L	SPACE LX, SPACE CF	ACR0100C
M	SPACE LX, SPACE CF	ACR0100D

Comfort seat



- well upholstered for maximum comfort
- to attach to the rollator seat net

	SERVER, SERVER CF	ACR01021
	SERVER HD, SERVER CF HD	ACR01021W
	SERVER XC, NAVIGATOR AIR	ACR01021E
L	SPACE LX, SPACE CF	ACR01044
M	SPACE LX, SPACE CF	ACR01044M

Rollator umbrella with multifunctional arm



- in black



SERVER, SERVER CF, SERVER HD, SERVER CF HD, SERVER XC, SERVER W, NAVIGATOR AIR	ACR01014
1 Order bracket separately for: SERVER W, NAVIGATOR AIR	ROL54Y-RS

Transport bag



- for rollators with 46 cm seat width

SERVER, SERVER CF

ACR01003

Rollator bells



- in blue
- in red

Each for:

SERVER, SERVER HD, SERVER CF, SERVER CF HD, SERVER W, NAVIGATOR AIR, SPACE LX, SPACE CF

ACR01007

SERVER, SERVER HD, SERVER CF, SERVER CF HD, SERVER W, NAVIGATOR AIR, SPACE LX, SPACE CF

ACR01007R

Rollator LED light



- white light
- red light

Each for:

SERVER, SERVER HD, SERVER CF, SERVER CF HD, SERVER W, NAVIGATOR AIR, SPACE LX, SPACE CF

ACR01010W

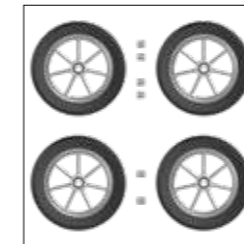
SERVER, SERVER HD, SERVER CF, SERVER CF HD, SERVER W, NAVIGATOR AIR, SPACE LX, SPACE CF

ACR01010R

ROLLATOR

ITEM No.

Front wheel with PUR soft wheels Rear wheel with PUR soft wheels



- PUR material
- silver rims, black tyres incl. spacer bushes
- for conversion of TPE on soft tyres

SIZE

ROLLATOR

ITEM No.

Each for:

ACR 1016FSB

SERVER, SERVER HD, SERVER CF, SERVER CF HD, SERVER W, SPACE LX, SPACE CF

ACR1016RSB

One-hand brake



- cable set

L

SERVER, SERVER HD, SERVER CF, SERVER CF HD

ACR01001L

M

SERVER, SERVER HD, SERVER CF, SERVER CF HD

ACR01001M

S

SERVER, SERVER CF
SERVER XC
SERVER W

ACR01001S
ACR01001E
ACR01001N

L

SPACE LX, SPACE CF

ACR01050L

M

SPACE LX, SPACE CF

ACR01050

Crutch holder set



- 1 Space family
- 2 Server family
- 3 Indoor
- 4 Arthritic
- 5 Stylus

SPACE LX, SPACE CF

ACR01043

SERVER, SERVER HD, SERVER CF, SERVER CF HD, SERVER XC

ACR01012

SPACE I

ACR01012P

SERVER W, NAVIGATOR AIR

ACR01012N

STYLUS

ACR01022

ROLLATOR SIZES

ASK YOUR SPECIALIST DEALER FOR ADVICE

Checklist for the correct grip height

1. Stand upright in the rollator between the rear wheels
2. Let arms hang loosely at the sides
3. Handles are at wrist level: hands grasp the handles with slightly bent arms

L
Large

M
Medium



Body height: 150 - 200 cm



Body height: 135 - 170 cm

Overview of the dimensions based on the SERVER

SIZE RECOMMENDATIONS

L
Large

M
Medium

	L Large			M Medium		
	BODY Size	GRIP Height	SEAT Height	BODY Size	GRIP Height	SEAT Height
SERVER	150-200 cm	74-102 cm	62 cm	135-170 cm	66-86 cm	55 cm
SERVER HD	150-200 cm	74-102 cm	62 cm	135-170 cm	66-86 cm	55 cm
SERVER CF/ ATHLON SL	150-200 cm	74-102 cm	62 cm	135-170 cm	66-86 cm	55 cm
SERVER CF HD/ ATHLON HD	150-200 cm	74-102 cm	62 cm			
SERVER XC/ EXPLORER	170-220 cm	91-112 cm	62 cm	150-180 cm	78-90 cm	53 cm
SPACE I / PIXEL	125-195 cm	86-97 cm				
SERVER W/ NAVIGATOR*	140-190 cm	90-115 cm	62 cm	125-160 cm	75-98 cm	55 cm
NAVIGATOR AIR*	140-185 cm	87-110 cm	62 cm			
SPACE LX	150-200 cm	74-102 cm	62 cm	135-170 cm	66-86 cm	55 cm
SPACE CF	150-200 cm	74-102 cm	62 cm	135-170 cm	66-86 cm	55 cm
STYLUS	150-200 cm	75-10 cm	60 cm			

* Arthritis rollators have forearm supports instead of handles




RAMPS

FOR YOUR
BARRIER-FREE EVERYDAY LIFE



PONDUS

THE ADJUSTABLE RAMP SYSTEM



FOR BARRIER-FREE ACCESS

The adaptable ramp system PONDUS impresses with its lightweight and compact design. The heat-treated, high-strength aluminium construction with the innovative perforated surface is extremely durable and allows safe use throughout the year, even in wet conditions.

Available in five versions:

S	- Set (2 pcs.)	1-part
F2	- Set (2 pcs.) foldable:	2-part
T2	- Set (2 pcs.) telescopic:	2-part
T3	- Set (2 pcs.) telescopic:	3-part
FT3	- Set (2 pcs.) foldable & telescopic:	3-part

FEATURES AT A GLANCE

- The ramps are fitted with an ergonomic carrying handle and a transport lock. On the underside, an anti-slip coating prevents the ramps from slipping. The PONDUS rail ramps are available in 3 versions: foldable, telescopic and as a combination of both variants.
- The ramps are equipped with plastic plain bearings, which guarantee the smooth functioning of the telescopic mechanism. The ramps are maintenance-free. The anodised surface provides a very high resistance to scratches and gives an attractive appearance.

PONDUS S: SET (2 PCS.) 1-PART:

LENGTH	ITEM NO. Set	AXLE WIDTH	WEIGHT Set	LOAD CAPACITY max	STEP HEIGHT max
55 cm	PS000550	21 cm	2,9 kg	400 kg	11 cm
120 cm	PS001170	21 cm	5,9 kg	400 kg	23 cm

PONDUS F2: SET (2 PCS.) FOLDABLE: 2-PART **Approved medical aid number: 22.50.01.0063**

110 cm	PF201100	21 cm	7,1 kg	400 kg	22 cm
150 cm	PF201500	21 cm	9,2 kg	400 kg	30 cm
200 cm	PF202000	21 cm	11,9 kg	300 kg	40 cm

PONDUS T2: SET (2 PCS.) TELESCOPIC: 2-PART **Approved medical aid number: 22.50.01.0062**

120 cm	PT201190	19,5 cm	7,4 kg	350 kg	24 cm
200 cm	PT202030	19,5 cm	11,4 kg	300 kg	40 cm

PONDUS T3: SET (2 PCS.) TELESCOPIC: 3-PART **Approved medical aid number: 22.50.01.0062**

200 cm	PT301990	18 cm	12,2 kg	300 kg	40 cm
290 cm	PT302890	18 cm	16,5 kg	250 kg	58 cm

PONDUS FT3: SET (2 PCS.) FOLDABLE & TELESCOPIC: 3-PART

280 cm	PFT32770	19,5 cm	16,6 kg	250 kg	60 cm
--------	----------	---------	---------	--------	-------

SIZES

You can find all information on the next page!

COLOURS

Aluminium & Blue



Ergonomic carrying handle on both sides




With a non-slip and perforated surface



BROADBAND

STURDY, LIGHTWEIGHT
RAMPS



FOR OVERCOMING STEPS AND HURDLES

The BROADBAND lightweight ramp is ideal for safely overcoming steps and other obstacles in all weather conditions

Available in two versions:

SPECTRUM: 1 piece foldable lengthways

DEFRAG: Set (2 pieces) foldable lengthways

FEATURES AT A GLANCE

- Our new lightweight broad-track series is based on a strong honeycomb design.
- The ramps are made of a newly developed, lightweight yet high-strength material.
- This manufacturing process makes our lightweight construction ramps up to 20% lighter than comparable competing models, without compromising the extremely high load capacity (up to 300 kg).
- The wide and non-slip surface ensures safe handling.
- The sturdy and exceptionally strong design makes the BROADBAND Ramps suitable for most wheelchairs, electric wheelchairs and scooters as well as pushchairs and walkers.
- The ramps are available in different models and lengths to meet different needs.

COLOURS

Aluminium & Anthracite



SIZES

You can find all information on the next page!



Foldable in length



Practical handle for carrying





BROADBAND - SPECTRUM: 1 PIECE. FOLDABLE IN LENGTH

Approved medical aid number pending

LENGTH	ITEM NO. Set	AXLE WIDTH	WEIGHT Set	LOAD CAPACITY max	STEP HEIGHT max
70cm	BS1P700	71 cm	6,3 kg	300 kg	16 cm
90cm	BS1P900	71 cm	7,6 kg	300 kg	19 cm
120 cm	BS1P1200	71 cm	9,5 kg	300 kg	25 cm
150 cm	BS1P1500	71 cm	11,5 kg	300 kg	31 cm



BROADBAND - DEFRAG: SET (2 PIECES) FOLDABLE IN LENGTH AND WIDTH

Approved medical aid number pending

LENGTH	ITEM NO. Set	AXLE WIDTH	WEIGHT Set	LOAD CAPACITY max	STEP HEIGHT max	LENGTH FOLDED
180 cm	BD2P1800	73 cm	14,2 kg	300 kg	37 cm	94 cm
240 cm	BD2P2400	73 cm	21,2 kg	300 kg	50 cm	125 cm
300 cm	BD2P3000	73 cm	24,8 kg	300 kg	60 cm	155 cm

DOORSTEP

RAMPS MADE OF
HIGH-STRENGTH ALUMINIUM

MICRO



MINI



ADJUSTABLE



View of the
MICRO threshold ramp

ADJUSTABLE THRESHOLD RAMPS

1 piece



View of MINI threshold ramp

There are 3 different threshold ramps that are practical and very easy to position. You can overcome various thresholds, small individual steps and other obstacles. The corrugated and anodized surface ensures a reliable hold even in wet conditions and is highly resistance to scratches. The ramps are easy and flexible to use.

FEATURES AT A GLANCE

- Innovative design for easy access and for overcoming small obstacles (indoors and outdoors)
- Ribbed and anodized surface provides additional grip, even in wet conditions
- Made of high-strength, scratch-resistant aluminium
- The mini-threshold ramps have practical carrying handles and can be folded
- Easy to handle

TECHNICAL DETAILS


DOORSTEP	Width (mm)	Max height for step (mm)	Max load (kg)	Net weight (kg)	Article number
Mini	760	30-70	350	3,3	PFD04076
Micro	2 x 250	30-70	350	2 x 1,1	PFD04225
Adjustable	760	30-70	350	1,6	PAW04276

COLOURS

Aluminium



- MICRO threshold ramps
- set of 2 pieces
- incl. bag
- foldable



- MINI threshold ramp
- 1 piece
- foldable in length



- Adjustable threshold ramps
- 1 piece





WHEELCHAIRS

SUPPORT YOUR MOBILITY
WITH THE RIGHT WHEELCHAIR

ICON 30 FAF

FOR OUTDOOR ACTIVITIES



**NEW
PRODUCT**

STABLE AND RELIABLE

The ICON 30 FAF is an extremely stable wheelchair that can be used for outdoor activities. The foldable wheelchair with its fixed anterior frame (FAF) offers several adjustment possibilities and can therefore be adjusted to the needs of its user. Depending on the user's activity level, different levels of adjustment can be selected. The front caster angle is adjustable, allowing a wide combination of seat heights and seat angles to support all types of wheelchair users. The wheelchair is constructed from high-strength aluminium tubing with reinforced side frames to ensure a stable connection for the PAWS Power Add-Ons and TRACK WHEEL.

FEATURES AT A GLANCE

- Self and attendant propelled
- Various adjustment possibilities
- Centre of gravity adjustable
- Rear wheels with 2 degrees camber
- Foldable handles
- Fixed leg rests

TECHNICAL DATA

Weight (Seat width 45 cm)	Transport Weight	SWL (Safe Weight Limit)	Seat widths	Seat depths	Front seat height	Rear seat height	Backrest height	Wheelchair height	Width folded	Total width	Footrest angle (in leg)	Front caster wheels	Rear wheels
13 kg	8,5 kg	125 kg	40 or 45 cm	40 or 45 cm	43,5 - 48,5 cm	39 - 45,5 cm	31 or 34 cm	83 or 86 cm	35 cm	63 or 68 cm	80°	5"/ 125 mm	24" x 1"

COLOUR

Black Matt



Tension adjustable back straps



Anti-tip available as an accessory



Height adjustable and removable armrests



Length adjustable footplates



Lightweight wheels 24" x 1" incl. high pressure tire



ICON 35

LIGHT & COMPACT



up to
8.2 KG



14" PU transit wheel also available as 22" PU drive wheel



Configuration: luxury edition in ice blue

FOR CAREFREE EXCURSIONS

The ICON 35 transport wheelchairs are ergonomically designed. Paired with the proven REHASENSE quality, they are a reliable companion in everyday life, both for the user and the accompanying person. The ICON 35 is available as Lx (luxury version) and Bx (basic version).

The ICON 35 Lx weighs only 9.0 kg, and is equipped with a high-quality ergonomic seat and back cushion as well as adjustable armrests for more support and pressure relief.

The ICON 35 Bx weighs only 8.2 kg and is the lightest wheelchair in the ICON range. It offers an ergonomic seat and back angle, allowing for an excellent sitting position.

For transport and storage, both models can be easily folded and stored. In addition, they are equipped with a carrying aid. They have a maximum user capacity of 125 kg and offer a great lightweight wheelchair solution.

EQUIPPED WITH

Standard features of the ICON 35 Lx and Bx include:

- Exceptionally functional leg rests (swing away, removable)
- Fold-up footplates
- Intuitive braking system
- Armrests (additionally height adjustable on the Lx)
- Ergonomically positioned push handles
- Tipping aid for the attendant to make it easier to negotiate kerbs
- Carrying handle for transport in the folded state

TECHNICAL DATA

Weight from	Loadable up to	Front seat height	Rear seat height	Width folded	Height folded	Length folded	Total height	Total length	Seat depth	Seat width	Total width		Armrest height
9.0 kg (Lx)	125 kg	44-49 cm	44 cm	27 cm	74 cm	65 cm	91 cm	105 cm	40 cm	40 cm (Lx, Bx)	55 cm (14")	64 cm (22")	18-25 cm (Lx)
45 cm (Lx, Bx)										60 cm (14")	69 cm (22")		
8.2 kg (Bx)										50 cm (Lx, Bx)	65 cm (14")	74 cm (22")	20 cm (Bx)

SIZES & COLORS

Seat widths
45 cm
50 cm


Ice Blue



User-friendly brake control for the attendant



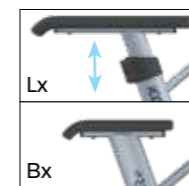
User-friendly leg rests and foot plates, 7" PU steering wheel



Ergonomic back upholstery (Lx, Bx). Lx has extra comfortable padding



Optional accessory travel bag



Armrests of the Lx and Bx. The armrests of the Lx can additionally be adjusted in height



Practical carrying function



Thanks to "Click & Safe", the armrests can be easily adjusted and locked

PATENT



ICON 60

THE ACTIVE WHEELCHAIR

"The ICON 60 is one of the best active wheelchairs I have used. It is rigid, easy to adjust and I can find a really good sitting position. The fact it also looks great is the icing on the cake".

Mats Laveborn, 64 years old, active wheelchair user since 1973. Para- and tetraplegic, spinal injuries at T6, C2-C7. Owner of Swedish Goliat and photographer at Freeborn Imagination.



DESIGNED WITH HIGH ADJUSTABILITY

The ICON 60 is one of the most adaptable wheelchairs on the market. It has a strong yet lightweight frame made of 7000 aluminium alloy. The ICON 60 has been designed to allow the user to adapt various elements of the wheelchair to meet their individual needs. Frame length, seat angle and seat position can all be adjusted to provide the user with a sportier riding experience. The backrest can be adjusted up to 20° forwards or up to 10° backwards while the backrest can also be completely folded for ease of transport.

FEATURES AT A GLANCE

- Loadable up to 120kg
- Multiple adjustment options: seat depth, front and rear seat heights and centre of gravity
- Angle-adjustable fork
- 24" Day-Light rear wheel, QR axle and pneumatic tyres
- 4" aluminium front wheel
- Lockdown folding
- Adjustable backrest angle, height and tension, with breathable 3D fabric and seat cushion
- Low profile scissor brakes
- Carbon side mudguards

ADDITIONAL WHEEL OPTIONS

- MTB mountain bike wheels
- Off-Road Buddy wheels
- Fat Wheels with Crazy Bob tyres

TECHNICAL DETAILS

Weight from (without wheels and seat cushion)	SWL (Safe Weight Limit)	Seat width	Seat depth	Front frame angle (in deg)	Backrest angle	Front seat height	Rear seat height	Footrest height	Center of gravity adjustment	Backrest height
from 6.9 kg	120 kg	36-48 cm	40-49 cm (1.5 cm increment)	90° (to the seat)	front: 0 -> +20 back: -10 -> 0°	47 / 49 / 50 cm	42 / 44.5 / 47 cm	4 positions (1.5 cm increment)	8 positions (1.5 cm increment)	fixed 25 / 30 / 35 cm variable 30 - 36 cm

COLOURS

Black matt - standard
Gold, Silver, White - optional, Red, Blue



Backrest options: straight closed with or without foldable handles



Basic or sports seat made of 3D breathable mesh fabric



Side panel in carbon or aluminium, with or without fenders and optional padded armrests



4" aluminium front wheels with angle-adjustable fork



Open footrest, also available in reinforced version for Track Wheel



Horizontal scissor brake, with vertical sports brake option available



ICON 125

THE COMFORT WHEELCHAIR



**NEW
PRODUCT**

GREAT SEATING AND POSITIONAL COMFORT

Comfort wheelchairs, or “multifunctional wheelchairs” as they are called, have to meet high requirements in order to suit the needs of users and caregivers. ICON 125 provides great seating and positional comfort as well as a lot of inbuilt adjustment capabilities to ensure a precise fit.

FEATURES AT A GLANCE

- The laminated seat and back cushions provides good postural control and pressure distribution over vulnerable areas with good lateral support to prevent the user from drifting sideways
- The back frame is angle, depth and height adjustable to fit all kinds of backs
- The head/neck support has 11,5 cm of medio-lateral slide adjustment as well as height, angle and depth adjustment
- The ICON Mobility System allows infinite adjustment of the seat depth
- Hip widths can be adjusted with the arm rests and side panel pads (available only with 16” wheels version)

TECHNICAL DATA

SWL	Weight	Seat widths (SW)	Seat depths	Front seat height	Rear seat height	Tilt angle	Recline range
150 kg	SW 41 cm 31 kg SW 46 cm 33 kg SW 51 cm 36 kg	41, 46, 51 cm	40 - 53 cm (for seat width 41/46) 45 - 58 cm (for seat width 51)	44 - 47 cm	43 - 50.5 cm	up to 35 °	up to 30 °

COLOUR

Silver



Self-propelled version with 24" rear wheels



Arm rests: drop-in, height & depth adjustable.
Leg rests with calf pads: swing away, detachable & liftable



Several tilt and recline options



Height adjustable push handles



Fully adjustable headrest, with folding side wings for more lateral support





POWER AND MANUAL ADD-ON SOLUTIONS

FOR WHEELCHAIRS

PAWS

POWER ASSISTED WHEELCHAIR SYSTEMS

PAWS is the ideal power add-on for your wheelchair. PAWS combines ergonomics and functionality with an appealing design and transforms your manual wheelchair into an exciting vehicle. Drive to work independently, go shopping or discover new places. PAWS is a great alternative to the car and allows you to enjoy your life independently.






There are three PAWS models available. The City comes with a 12" and 14" wheel has a short wheelbase and small turning circle and is ideal for use indoors or on smooth roads. The Cruiser has a 16" wheel and is suitable for use on medium to more challenging terrain. The Tourer has a 20" wheel which is available with two tyre widths - a 2" all-purpose tyre and a 4" fat tyre for rougher terrain.

"For me as a wheelchair user it is immensely important that I have products that meet my needs and support me in my mobile life. As an athlete you push yourself to your limits and always try to give your best. PAWS is the most innovative power add-on system for wheelchairs. It gives you a fantastic feeling of unlimited mobility."


Tomasz Biduś is a professional wheelchair rugby player and coach of the Brazilian national wheelchair rugby team.



EXTRACT OF TECHNICAL DATA

					
	CITY 12"	CITY 14"	CRUISER 16"	TOURER 20" x 2"	TOURER 20" x 4" (FAT TYRE)
Measurements (L x W x H)	800 x 490 x 810 mm	800 x 490 x 810 mm	820 x 490 x 860 mm	1000 x 520 x 920 mm	1000 x 520 x 920 mm
Total weight	from 21,5 kg	from 22 kg	from 26,4 kg	from 27,5 kg	from 28,8 kg
Max. user weight	120 kg	120 kg	120 kg	120 kg	120 kg
Engine power	350 W	400 W	500 W	500 W	500 W
Climbing capability	10%	10%	10%	10%	10%
Turning radius	100 cm	110 cm	120 cm	150 cm	150 cm
Battery	48 V / 11,6 Ah / 557 Wh	48 V / 11,6 Ah / 557 Wh	48 V / 11,6 Ah / 557 Wh	48 V / 11,6 Ah / 557 Wh	48 V / 11,6 Ah / 557 Wh
Battery measurements (L x W x H)	371 x 130 x 86 mm	371 x 130 x 86 mm	371 x 130 x 86 mm	371 x 130 x 86 mm	371 x 130 x 86 mm
Battery weight	3,3 kg	3,3 kg	3,3 kg	3,3 kg	3,3 kg
Charging time (full charging cycle)	5 hrs	5 hrs	5 hrs	5 hrs	5 hrs
Max. Range (with full battery charge & flat terrain)	40 km	40 km	38 km	35 km	35 km

The PAWS magazine can be ordered via info@rehasense.com and ukadmin@rehasense.com.



AUTO CLAMP
Automatic clamping and unclamping in seconds



AUTO LIFT
Lifts and lowers the wheelchair completely automatically



TETRA CONTROLS
Special Tetra brake for full control without exertion



MANUAL CLAMP
Easy and universal fitting



MANUAL LIFT
Comfortably lift yourself into the driving position



TRACK ASSISTANCE
The self-centring steering system straightens PAWS after release



ECO ASSIST

EMPOWER YOUR MOBILITY

**NEW
PRODUCT**



LIGHTWEIGHT POWER ADD-ON FOR EFFORTLESS DRIVE

Rehasense introduces its brand-new lightweight power add-on series Eco Assist. Unleash the potential of your mobility with its robust construction crafted from high-strength aluminium and steel, a swift 350W motor, and an efficient Li-Ion battery. Elevate your comfort and safety through customizable controls, dependable brakes, and a sleek design. Experience the economical and enjoyable way of driving with Eco Assist!

FEATURES AT A GLANCE

- Manual way of docking
- Wheelchair fitting width range - 210-480 mm
- Wheelchair clamp fitting height range - 260-420 mm
- Compatible frames - rigid & folding with fixed front
- **Equipped with 2 pcs of Twin-brake system: mechanical disc-brake and electric brake**
- ø160 mm brake disc
- Walk function
- Traction control
- Reverse gear
- Accessory: bigger battery, 48V, 11.6 Ah, 556.8 Wh
- Cruise control (optional)


TECHNICAL DATA

Total weight	Transport weight	Max. user weight	Wheel size	Engine power	Max. engine torque	Speed modes	Max Speed	Climbing power	Standard battery	Driving range
15.5 kg	10 kg	110 kg	12"	350 W	39 Nm	up to 3	20 km/h*	up to 10%	Li-on, 48 V/ 5,8 Ah/ 278 Wh	up to 30 km

* driving speed should be always adapted to country - specific legal regulations.

COLOUR

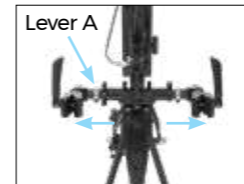
Black
Front fork: Dark Grey



Twin-brake system: mechanical disc-brake and electric brake



Leg support are height adjustable to ensure the best fit to the frame min. 260 mm and max. 420 mm



Width Adjustment: use Lever A for easy and quick width adjustment of the clamping jaw. Fitting range width 210 mm to 480 mm



Quick disconnect to support easier handling and storage, with a 1 step needed to connect or disconnect the central locking unit. A safety lock ensures a safe connection.

TRACK WHEEL

CONVERT YOUR WHEELCHAIR INTO AN AGILE TRICYCLE

The outdoor front wheel TRACK WHEEL is the ideal companion for excursions in the city, in the forest or on the beach: ultra-light, easy to attach and comfortable.

Whether you are crossing bumpy roads in the city, rolling over cycling and hiking trails, or exploring rough nature trails - with the Outdoor Front Wheel TRACK WHEEL you can move effortlessly on a wide range of terrains.

Thanks to the 12" TRACK WHEEL the castor wheels are raised, and the wheelchair is tilted slightly backwards. The rolling resistance is noticeably reduced. As a result, you can enjoy more speed, comfort and manoeuvrability when driving!

The package includes 3 extra claws to cover a large variety of foot plates and wheelchairs. Once your TRACK WHEEL has been correctly adjusted to fit your wheelchair, it can be fastened within a few seconds!



No tools required



Ultrafast docking system



IS YOUR WHEELCHAIR READY TO EXPLORE NEW PATHS?

TRACK WHEEL comes in two innovative docking systems: Single Arm with one clamping device and Double Arm with a double clamping device.



The TRACK WHEEL **SINGLE ARM** is attached to the rigid foot plate of the wheelchair. For docking after assembly, you do not need any tools or an additional bracket.



The TRACK WHEEL **DOUBLE ARM** was developed for maximum stability for fixed or cross frame wheelchairs with foldable footrests and is therefore equipped with double clamping.



"Taking part in sports is very important part of my life. I love being active, exploring my surroundings and exercising and the Track Wheel is a fantastic accessory for this. In just a few simple steps, you can turn your wheelchair into an outdoor wheelchair. It makes driving much easier and longer journeys more comfortable."

Tomasz Łyko is a national representative for wheelchair basketball and an active rehabilitation instructor.



As accessory: height adapter to fit various wheelchairs.



Included: Extra set of longer arms to fit wider wheelchairs and increase the wheelbase.



Large 12" pneumatic wheels.



As accessory: foot plate for wheelchairs with removable leg rests (only for DOUBLE ARM, Alu version).



REHASENSE UK LIMITED/IRELAND
UNIT 2, HARMONY HOUSE
TRELEIGH INDUSTRIAL ESTATE
REDRUTH, CORNWALL TR16 4DE
UNITED KINGDOM
☎ +44 (0) 333 220 0704
✉ UKADMIN@REHASENSE.COM

REHASENSE DENMARK
GLARMESTERVEJ 16 A, ST. TV.
8600 SILKEBORG,
DENMARK
☎ +49 176 588 788 01
✉ INFO@REHASENSE.COM

REHASENSE DEUTSCHLAND GMBH
STERNBERGER STRASSE 12,
32699 EXTERTAL,
GERMANY
☎ +49 2821 590 8587
✉ INFO@REHASENSE.COM

REHASENSE SP. Z O.O.
SULEJOWSKA 45G
97-300 PIOTRKÓW TRYBUNALSKI
POLAND
☎ +48 880 331 272
✉ INFO@REHASENSE.COM

REHASENSE BENELUX
MARKEWEG 81
8398GM BLESIJKE,
NETHERLANDS
☎ +31 653 837 211
✉ INFO@REHASENSE.NL

REHASENSE CHINA
NO.289, WENGJIAO ROAD
XINYANG INDUSTRIAL AREA
361022 HAICANG, XIAMEN,
CHINA
☎ +86 592 688 4014
✉ EVELYN.CHEN@REHASENSE.COM

REHASENSE KOREA
1F. 338-46, DONGBUSUNHWAN-RO,
WONJU-SI 26454 GANGWON-DO,
REPUBLIC OF KOREA
☎ +82 070 4216 3429
✉ JONGSUNG.KIM@REHASENSE.COM

REHASENSE NEW ZEALAND
UNIT 4, 260 APIRANA AVENUE
GLEN INNES, AUCKLAND, 1072,
NEW ZEALAND
☎ +09 555 3111
✉ NZ-INFO@REHASENSE.COM

REHASENSE SVERIGE AB
POLHEMSGATAN 28, SE-392 39 KALMAR,
SWEDEN
☎ +46 480 13154
✉ MATS.WIHLBACKA@REHASENSE.COM

REHASENSE MOBILITY CANADA LTD
137 BUTTERMILL AVENUE
CONCORD, ONTARIO, L4K 3X5
CANADA
☎ +1 289 654 1901
✉ INFO.CANADA@REHASENSE.COM

REHASENSE MENA
QETAF MEDICAL EST
3599 PRINCE MOHAMMED BIN
ABDULAZIZ ST,
SAUD LANGAWI CENTER, AL ANDALUS
JEDDAH 23326,
SAUDI ARABIA
☎ +96 650 664 1993
✉ SALES-MIDDLE-EAST@REHASENSE.COM

REHASENSE USA
1333 BURR RIDGE PARKWAY, SUITE 200
BURR RIDGE, IL 60527, USA
☎ +1 630 756 3099
✉ INFO-USA@REHASENSE.COM

Follow us on social media



Rehasense's quality management system complies with both the ISO 9001 and ISO 13485 standards, as confirmed by TUV NORD. Rehasense's medical devices are CE-marked and meet the requirements of EU Regulation 2017/745 (MDR). Rehasense's medical devices are UKCA-marked and meet the requirements of MHRA regulations.

